










Bein' Green

Meal Kapers

	Saturday Lunch	Saturday Dinner	Sunday Breakfast
Fire			
Cook			
Hostess			

Fire Kaper

Prepare fire circle; clear debris and gather equipment
(rake, shovel, water bucket, sprinkle can)

Prepare for fire
(charcoal, fire starters, matches, chimneys, pans and/or foil,
tongs)

Light (or assist lighting) the fire

Stay with fire after lit

Grant permission to enter fire circle
(check for hair tied back, no dangling strings or billowing
clothing)

Tend/ help tend food cooking on fire

Extinguish fire when finished

Throw away charcoal remains when cold

After last fire, return any grates, cover wood piles, replace
leaves on ground if camp policy and/or erosion area

Cook Kaper

Wash hands before touching food

Follow safe food handling guidelines

Prepare food for meal by following menu

Tend/ help tend food cooking on fire

Set up wash station and clean the prep utensils

Help serve

Store leftovers appropriately

Clean any remaining food prep equipment

Return all clean utensils and other food prep equipment to proper place

Hostess Kaper

Clean eating table(s) surface / put out table cloth(s)

Tablescape - centerpieces or place settings
(stay in unit with buddy, do NOT pick anything living; use only items that are dead/nonliving or that have fallen off of a plant)

Help cooks set up wash station

Select and lead grace

Provide 1 napkin or paper towel per person

Change water in wash station if needed

Monitor after meal cleanup
(Everyone's dishes and utensils must be wiped clean with their napkin/paper towel before entering water at wash station)

Clear table and wipe down (may leave decorations until next meal)

Assist cooks in cleaning food prep equipment

Clean wash station